


### When in operation...


some of Movetech UK's smaller turntables and display movements are not designed to be interfered with, this includes people standing on them and general interference.



We can supply larger turntables which are designed to be interacted with.

### Do you require a power supply to your display?

A selection of Movetech UK's turntables can be supplied with slip rings. Slip rings can be used to supply electrical power to the turntable, and prevent tangling of electrical wires.



Without slip rings!

With slip rings!



### Attract customers

As you can see on the picture to the right, of a Jewellers, there are two turntables rotating in the window display. Notice they are rotating **towards** the door to **ATTRACT** customers into the shop. Take into consideration which direction you would like your turntable/movement to move.



## Get in touch...

If you require further help and would like to ask us a question then please don't hesitate to contact us. Our sales and technical teams will be more than happy to help.

-  +44 (0)1204 537680
-  [display@movetechuk.com](mailto:display@movetechuk.com)
-  [www.movetechuk.com/display](http://www.movetechuk.com/display)
-  Movetech UK, Emblem Street, Bolton, BL3 5BW. United Kingdom

## Socialise with us!

Join us on Twitter and Facebook for more tips, news and special offers! Find us by visiting:

-  [www.twitter.com/MovetechUK](http://www.twitter.com/MovetechUK)
-  [www.facebook.com/MovetechUK](http://www.facebook.com/MovetechUK)



Scan QR code with your smart phone or tablet computer to visit our website.




Movetech UK reserve the right not to be responsible for how you, the user, interpret or use the advice given in this guide and to change the document at any time.

Movetech UK, the Movetech UK logo, British Turntable and the British Turntable logo are trademarks of British Turntable Company Limited. © 2013. Critical specifications should be checked prior to ordering.

# movetech uk

PART OF THE BRITISH TURNTABLE GROUP



## HELPING HAND GUIDE FOR VISUAL MERCHANDISERS




This is a guide on how to use your turntable or display movement in the correct way, and useful tips on what you should and shouldn't do.

**If you are unsure how to use your product and would like some help, don't hesitate to contact us and our sales team will be more than happy to answer any questions that you may have.**

Movetech UK will help you choose the correct turntable to use for your specific project. Using the turntable or display movement inappropriately may result in damage to the unit, its surround or the user.

You must take into consideration the **height, width** and **weight** of the items(s) you will be displaying. It is also very important to understand the **speed** you would like the turntable or movement to rotate at. Our standard products are set at various speeds. (Some units are available with variable speed option)

*Make sure your display is not too heavy!!*




Have you checked the HEIGHT, WEIGHT & WIDTH of your display? Is the product suitable?


### Interference, obstructions and load.

Most of Movetech UK's display turntables and movements are not designed to be obstructed whilst in operation. So please take into consideration where you will be placing your display and its surroundings.

*Make sure there are no obstructions in the way of your turntable or display movement!*



*If your display is off balance this may lead to problems!*



*You must make sure your display is attached correctly!*



### Is your turntable or display movement working correctly?

If you find that your turntable or display movement does not fit all your requirements, then we recommend you contact us and we will help you find a solution.

*You need to make sure the surface you place your display on is NOT un-even!*

